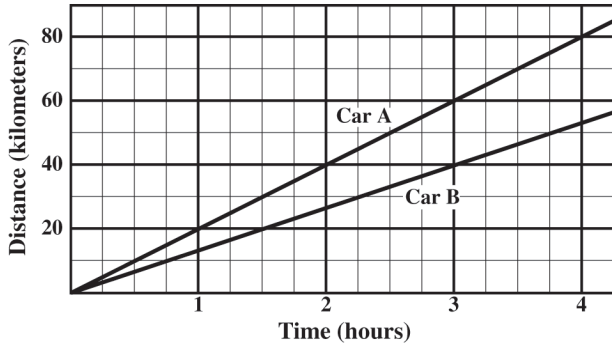
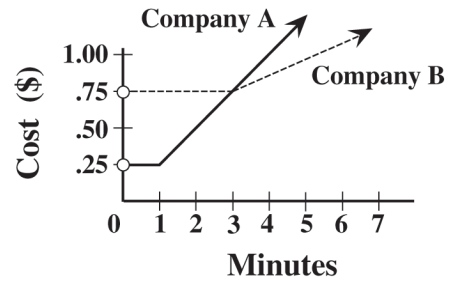


Represent quantitative relationships graphically and interpret the meaning of a specific part of a graph in the situation represented by the graph. 7AF1.5



67. The cost of a long distance call charged by each of two telephone companies is shown on the graph below.




66. After three hours of travel, Car A is about how many kilometers ahead of Car B?

- A 2
- B 10
- C 20
- D 25

Company A is less expensive than Company B for

- A all calls.
- B 3 minute calls only.
- C calls less than 3 minutes.
- D calls longer than 3 minutes.

68. The graph below compares the weight of an object on Earth to its weight on the Moon.



What is the approximate weight on the Moon of an astronaut who weighs 120 pounds on Earth?

- A 15 pounds
- B 20 pounds
- C 25 pounds
- D 30 pounds